

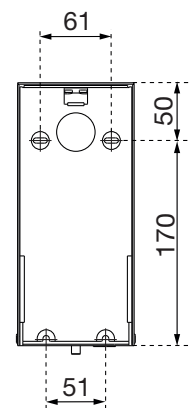
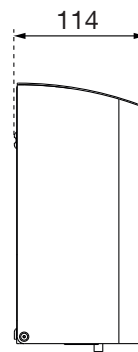
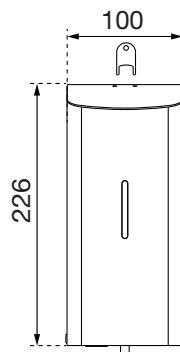
WC SEAT CLEANER

ALPHA SERIES

AIR-WOLF GmbH
Waschraum- und Hygienetechnik
Unterhachinger Strasse 75
D-81737 München

Telefon +49 (89) 420790-10
Telefax +49 (89) 420790-70
air-wolf@air-wolf.de
www.air-wolf.de

Ein Unternehmen der
Wolf-Gruppe

AIR-WOLF**TENDER TEXT**

WC seat cleaner with sensor for 500 ml disinfectant, pump suitable for hand disinfectant, matt white coated stainless steel, RAL 9003, inner container and pump unit exchangeable, filling from the top directly in the dispenser itself or by removing the refill container for filling outside the dispenser, automatic triggering by infrared sensor, dosing quantity approx. 0.8-1.1 ml, stroke, with unit lock and level indicator, pump at the lowest point so that possible germination can be avoided by regular, complete emptying, mains-independent, battery-operated with four 1.5 volt batteries (not included), four-point mounting, including mounting material and key, for surface mounting

ABMESSUNGEN

H x W x D 226 x 100 x 114 mm
Weight 1,45 kg

AREAS OF APPLICATION

Universally applicable, also in public, highly frequented and vandalism-prone areas: Airports, stadiums, event halls, gastronomy, schools, universities, discotheques, municipal buildings, retail stores, law firms, offices, theaters, cinemas, hotels, wellness, etc.

INSTALLATION TIP

Mount the toilet seat cleaner on the back wall or directly next to the toilet paper dispenser. In case of back wall mounting, the dispenser should be mounted in such a way that the visitor is not disturbed while using the WC.

READJUSTMENT SENSOR

1. Open the housing with the key included in the delivery and close it again immediately so that the sensor unit enters adjustment mode.
2. Now hold your hand directly under the sensor when the blue light starts flashing.
3. Now move your hand to the desired distance at which the sensor should trigger in the future.
4. Move your hand very close to the sensor again as soon as the blue light starts flashing faster. The blue light then switches off.
5. Now test the new distance setting.

ALTERNATIVE SURFACE FINISHES

WC Seat Cleaner
Black coated stainless steel, Art. 60-183

WC Seat Cleaner
Brushed stainless steel, Art. 60-184

WC Seat Cleaner
White coated stainless steel, Art. 60-185

WC Seat Cleaner
Blue-green coated stainless steel, Art. 60-426

WC Seat Cleaner
Brass-colored coated stainless steel, Art. 60-427



Art. 60-183



Art. 60-184



Art. 60-185



Art. 60-426



Art. 60-427