

ART. 20-004

BUILT-IN COUNTERTOP RUBBISH CHUTE

FOR HORIZONTAL OR VERTICAL INSTALLATION

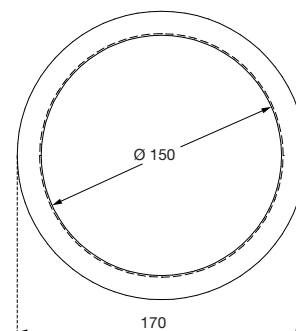

SIGMA SERIES

AIR-WOLF GmbH
Waschraum- und Hygienetechnik
Unterhachinger Strasse 75
D-81737 München

Telefon +49 (89) 420790-10
Telefax +49 (89) 420790-70
air-wolf@air-wolf.de
www.air-wolf.de

Ein Unternehmen der
Wolf-Gruppe

AIR-WOLF



Ausschnittsdurchmesser: 153 mm

TENDER SPECIFICATION

Rubbish chute for dropping waste into waste container below, stainless steel matt, fixing by glueing, for table or front installation

DIMENSIONS

H x W x D (overall dimensions)	150 x 170 x 170 mm
H x W x D (visible)	1 x 170 x 170 mm
H x W x D (built-in)	149 x 152 x 152 mm
D (cut-out-diameter)	153 mm
D (inner diameter)	150 mm
Weight	0,8 kg

AREAS OF APPLICATION

Can be used in public areas with moderate visitor frequency and risk of vandalism: restaurants, schools, universities, municipal buildings, hospitals, doctors' offices, nursing homes, stores, law firms, offices, theaters, cinemas, hotels, wellness centers, etc.

MOUNTING TIP


People are often in a hurry and avoid detours. If possible, install or place waste garbage cans below the associated paper towel dispenser and on the direct path between, for example, the washstand and the exit.

ALTERNATIVE RUBBISH CHUTES

With inner diameter 150 mm (H x D: 1 x 170 mm over table), art. 20-001

With inner diameter 200 mm (H x D: 1 x 225 mm over table), art. 20-002

With inner diameter 250 mm (H x D: 1 x 280 mm over table), art. 20-003



Vertically or horizontally mountable rubbish chute